SCHEMA PALI
PLINTO 5 PALI
H=50cm

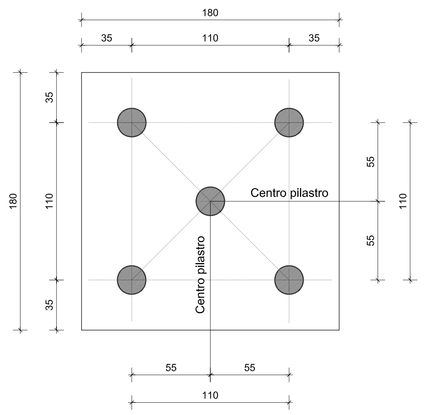

PALI Ø200mm circa con portata d'esercizio pari 20t

PIANTA
Armatura di ripartizione

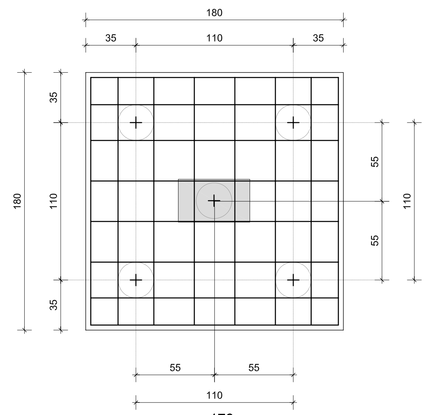

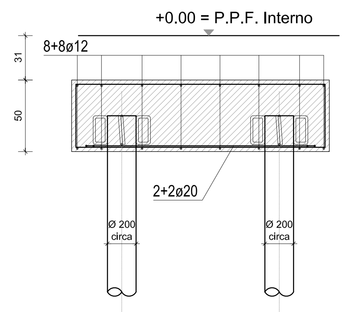

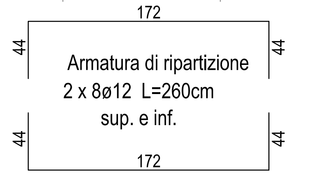

PIANTA
Armatura inferiore tra i pali

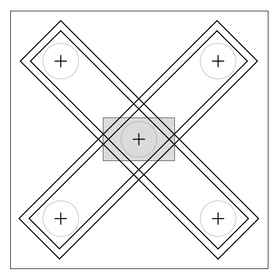

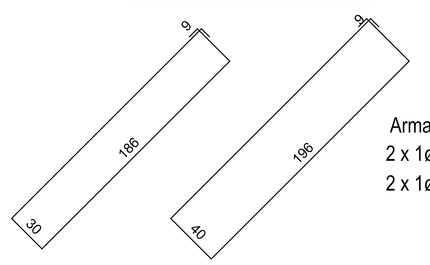

Armatura inferiore tra i pali
2 x 1ø20 L=450cm
2 x 1ø20 L=490cm

SCHEMA PALI
FONDAZIONE 120x50
H=50cm

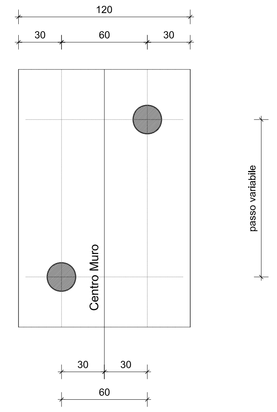

PALI Ø200mm circa con portata d'esercizio pari 20t

PIANTA
Armatura cordolo

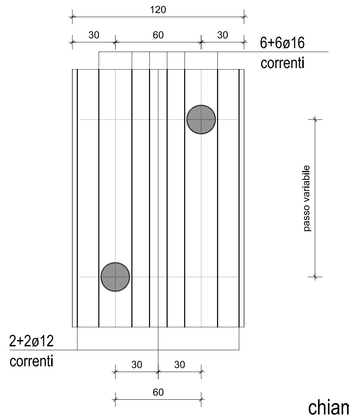

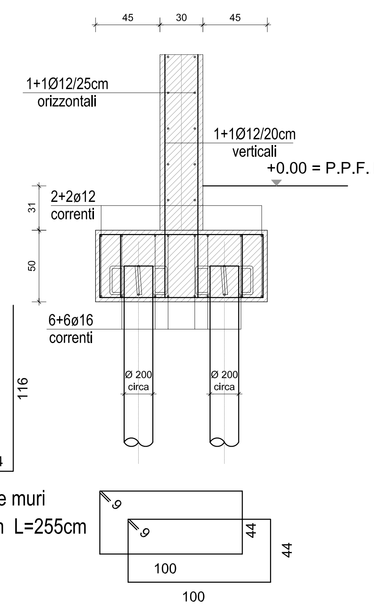

staffe doppie
ø10/20cm L=306cm

SCHEMA PALI
FONDAZIONE 50x50
H=50cm

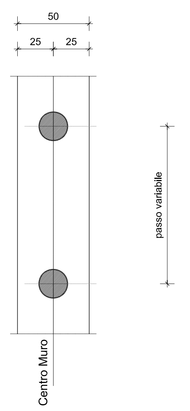

PALI Ø200mm circa con portata d'esercizio pari 20t

PIANTA
Armatura cordolo

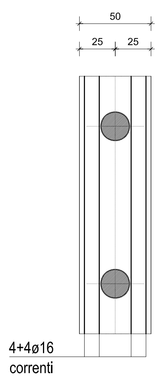

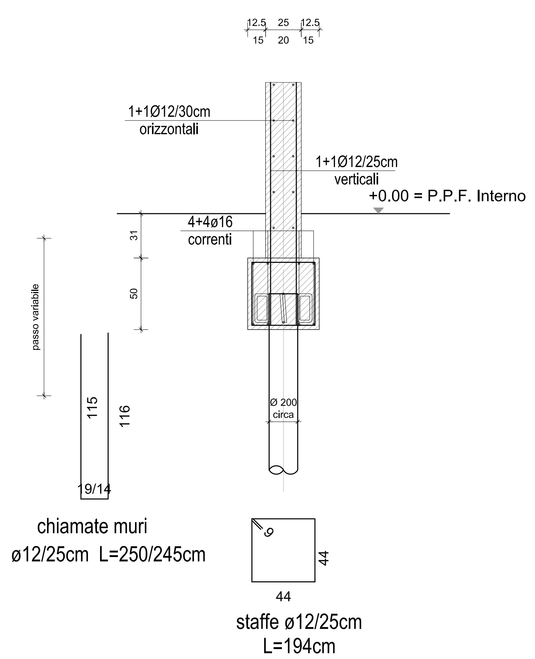

staffe ø12/25cm
L=194cm

CORDOLO FONDAZIONE
50x50

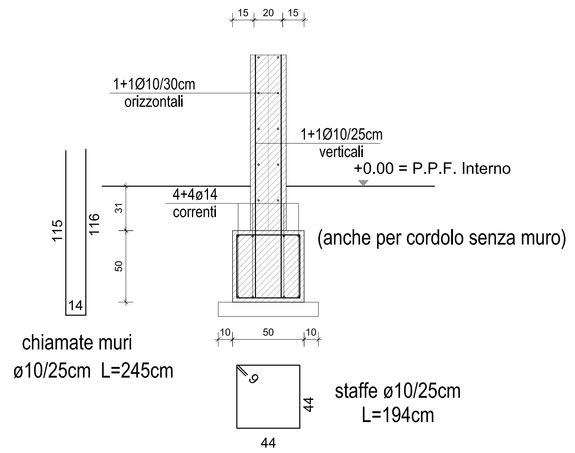

staffe ø10/25cm
L=194cm

CORDOLO FONDAZIONE
60x40

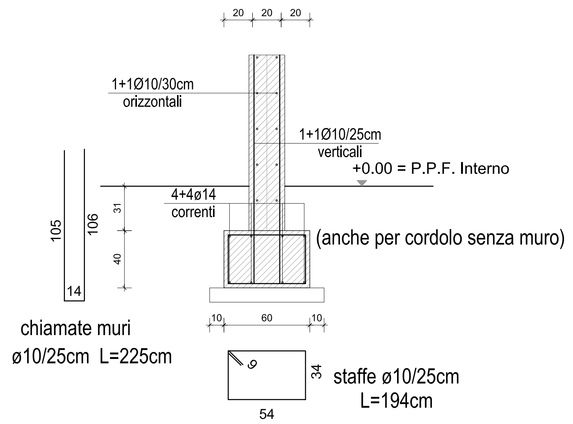

staffe ø10/25cm
L=194cm

CORDOLO FONDAZIONE
30x40

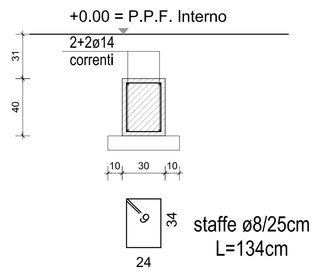

staffe ø8/25cm
L=134cm

SEZIONE
Dettaglio armatura testa palo

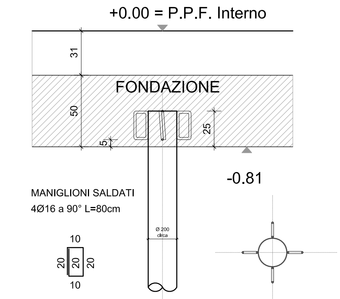

PLINTO PER COLONNA
HEA200
H=60cm

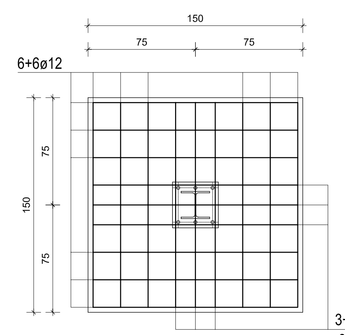

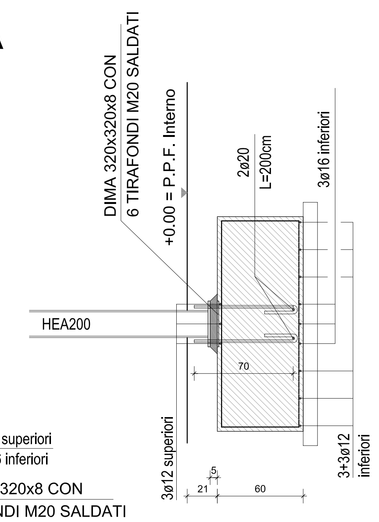

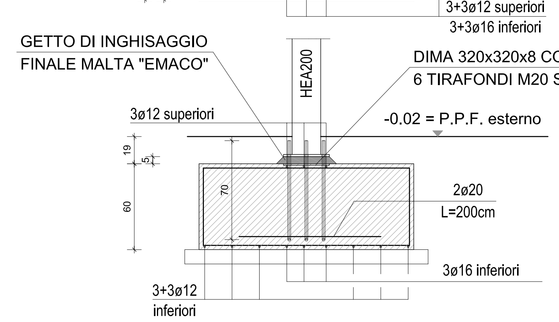

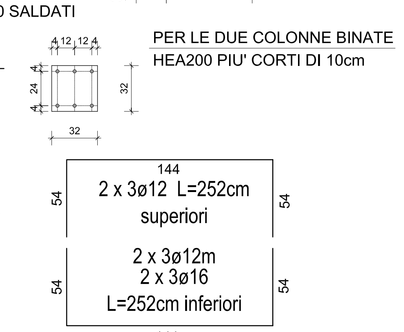

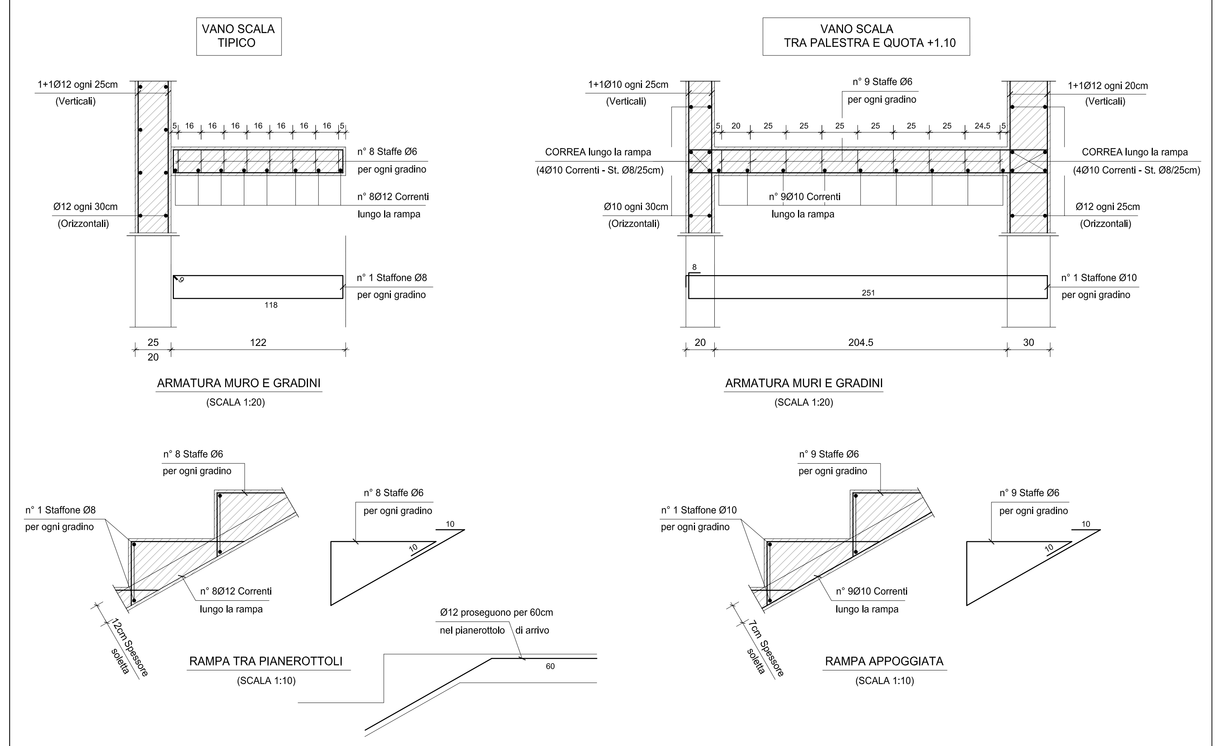

TABELLA MATERIALI

CALCESTRUZZO

	Classe di Resistenza fck/Rck (N / mm²)	Classe di consistenza (N / mm²)	Classe di Esposizione (*)	Dimensione Massima Aggregato (mm)	Copriferro Minimo (mm)
MAGRONI	C12/15	S3	-	25	-
FONDAZIONI	C25/30	S4	XC2	20	30
MURI	C25/30	S4	XC2	15	30
PILASTRI	C25/30	S4	XC1	15	25 (*)
TRAVI	C25/30	S4	XC1	15	20 (*)
SOLETTE	C28/30	S4	XC1	15	20

(*) Copriferro minimo 30 mm per le parti potenzialmente esposte al fuoco

(**) Per le strutture esposte agli agenti atmosferici si prescriviono Classe di resistenza C32/40 e Classe di esposizione XC4

ACCIAIO PER CEMENTO ARMATO

TONDO	RETE ELETTROSALDATA
B450C fyk = 450 N / mm²	B450A o B450C

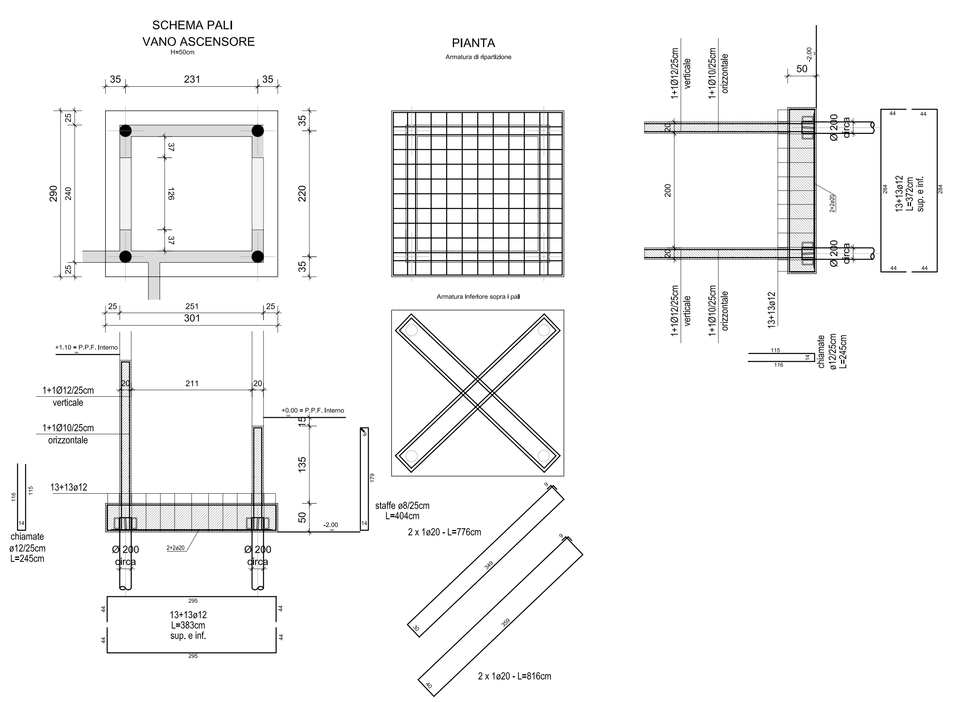

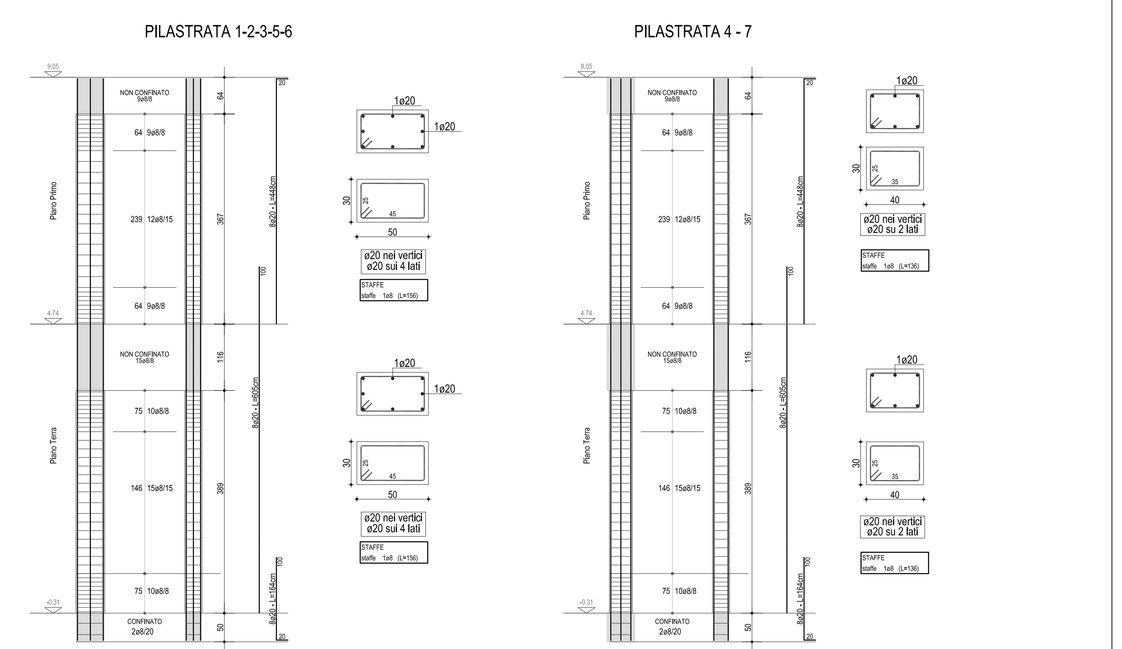

Comune di Calvenzano
Provincia di Bergamo

Soggetti attuatori: VARI OPERATORI PRIVATI e COMUNE DI CALVENZANO

PROGRAMMA INTEGRATO DI INTERVENTO
" VIA SORDE - VIA VESTURE - VIA ROMA "

AMBITO 3PP: EDIFICIO SCUOLE ELEMENTARI E MEDIE
II° STRALCIO: AMPLIAMENTO PALESTRA E SALA MENSA

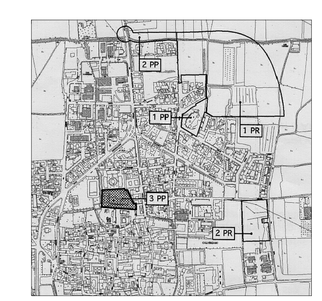

REVISIONE		MOTIVO	DATA
00		Emissione disegno	2011-12-12

N. commessa 11.049 — Oggetto: PROGETTO ESECUTIVO — Tavola / Elaborato 3B.102

Ref. File 11049ESB102300 — Software AutoCAD LT 2007

PARTICOLARI DI FONDAZIONE
PILASTRI E MURI IN ELEVAZIONE

Scala Disegno 1:20 1:50

GRIFFEMME Studio Associato
Arch. A. Franco Fenoglio - Ing. Paolo Manzoni
Ing. Paolo Rosalioni - Arch. Massimo Ghezzi
Via Alessandro Manzoni, 24 - 24047 Treviglio (BG)
Tel. 0363/46428 - Fax 0363/305488 - e-mail: info@griffemme.net

Antonio Redaelli
Ing. Stefano Redaelli
Via Roma 41/C
24050 Lurano (BG)
Tel. 035/4190275
Fax 035/4190272
e-mail: info@redaelli-associati.it
Iscritti all'Albo degli Ingegneri della Provincia di Bergamo al n. 1051
Iscritti all'Albo degli Architetti della Provincia di Bergamo al n. 1000
CF: RDLSFN72T07A794Z
P.IVA: 03546010164

STUDIO TECNICO ASSOCIATO
BARUFFI
Geom. Corrado Baruffi - Dott. Arch. Riccardo Baruffi - Geom. Giovanni Baruffi
24050 CARVICO (BG)
Uff. Porta Nuova, 5 - Tel. 035/917121 - Fax 035/3392190 - e-mail: studio.baruffi@libero.it

STUDIO DI ARCHITETTURA
ARCH. GIOVANNI GALIMBERTI
PIAZZA INDIPENDENZA, 5 - TREVIGLIO (BG2) - TEL 0363 301789

Impianti meccanici
Studio tecnico Dott. Ing. Luigi Dellaini
Via Alcide Gasperi Battista Crippa, 9 - 24047 Treviglio (BG)
Tel. 0363/419226 - Fax 0363/303486 - e-mail: info@dellaini.it

Impianti elettrici
Studio tecnico Dott. Ing. Luigi Tamborini
Via Alcide Gasperi Battista Crippa, 9 - 24047 Treviglio (BG)
Tel.0363/304884-Fax0363/302984-e-mail:studiotecnicotam@virgilio.it